

Welcome to
Shield Row Primary school

Early Years Unit

Hello... Welcome to our unit



Hello. My name is Mrs Brown. I am the Nursery teacher and I have worked at Shield Row for 8 years. I have two children, Anna and Thomas. I am passionate about learning outdoors and children's physical development.



Hello. My name is Mrs Bolton. I have worked at Shield Row for 9 years and I am the EYFS lead. I have 2 little boys called Seth and Eli. I enjoy reading books and I love bees!



Hello. My name is Miss Cariss. I have worked at Shield Row for 8 years. I have 2 children; Leo and Vinnie. I enjoy taking my dog Millie for long walks and love to cosy up with a big mug of hot chocolate.



Hello. My name is Miss Bambridge. I have worked at Shield Row for 11 years. I have 2 children; Corbin and Lily. I like arts and crafts and walking my dogs.

The Early Years Foundation Stage Curriculum

We have a statutory obligation to follow the Early Years Foundation Stage (EYFS) Curriculum in Nursery and Reception. During your child's time in our Early Years Unit, they will be given the opportunity to learn through a variety of experiences and opportunities which underpin the four key principles: **The Unique Child, Positive Relationships, Enabling Environments** and **Learning and Development**.

The EYFS curriculum is based on three Characteristics of Effective learning: **Playing and Exploring, Active Learning and Creating and thinking critically**. Within the theme of Learning and Development there are three **Prime Areas** and four **Specific Areas**. They are all connected to one another and are equally important.

Prime areas:

Communication and Language:

- Listening, attention and understanding
- Speaking

Personal, Social and Emotional Development:

- Self-regulation
- Managing self
- Building relationships

Physical Development:

- Fine Motor skills
- Gross Motor skills

Specific areas:

Literacy:

- Comprehension
- Word reading
- Writing

Mathematics:


- Number
- Numerical patterns

Understanding the Worlds:

- Past and present
- People, culture and communities
- The natural world

Expressive Arts and Design:

- Creating with materials
- Being imaginative and expressive



At the core of all of the children's learning is **PLAY**. Play is an essential part of the early years curriculum. It helps children to develop their social skills and their self regulation, become more imaginative, more creative and better prepared to tackle difficult problems and solve them.

The importance of Communication and Language

The development of children's spoken language underpins all seven areas of learning and development. Children's back-and-forth interactions from an early age form the foundations for language and cognitive development.

What we need from you...

Because parents are the most important people in a child's life, **your role** is at the centre of your child's developing language skills. A quick rule of thumb is that children need: someone to talk with, and something to talk about.

Someone to talk with

Talk to your child about what you are doing. The more language children hear, the more they learn

Let your child know that you are listening, which encourages them to express themselves. With small children, follow their lead by responding to what they say. Spend time together, face to face, enjoying chatting.

Take turns in 'conversations'. With young children, respond to what they say to keep the conversation going by making comments of your own.

Turn off the TV/phone and other distracting sounds. Children learn to communicate with real people, and not from media - and background noise can get in the way of their ability to pay attention and listen to talk.

Something to talk about

See **everyday activities as talking times**. A world of words is waiting in the washing-up, going to the shops, getting dressed and so on. Going out and about can also offer rich occasions for talk, but for a small child there is interest and a language opportunity in everything they do.

Play with your child. Children want to communicate about what interests them, and play is most interesting of all.

Songs and rhymes are great opportunities to use and play with language. As well as traditional ones, you can use any you know - or make one up, and change it as you like.

Books bring all sorts of things into the cosy space on your lap. You don't have to read all the words, but you can talk about whatever your child finds interesting in the pictures.

Reading and Phonics

We can not stress enough the importance of early reading with young children. This is something we feel incredibly passionately about and will encourage throughout your child's journey through our school.

In **Nursery**, the children will receive a lending library book every week. This includes a suggested activity to complete with your child to promote talk, interaction and a love of reading.

In **Reception**, the children bring home a Dream Read each week as well as a reading card and then moving onto a reading book.

We teach phonics using 'The Teach Hub Letters and Sounds'. In **Nursery**, the children focus on developing their speaking and listening skills. They focus on listening to the sounds around them and also begin building on their segmenting and blending skills.

In **Reception**, the children move onto learning the letters of the alphabet and the phoneme each one has. The children begin to understand that each phoneme (the sound a letter makes) has a grapheme (what the phoneme looks like). Children learn to blend phonemes together to read and make words as well as segmenting words into their phonemes for spelling. Children begin to read simple captions and learn to read and spell 'tricky words' automatically.

What we need from you...

- Read with your child at least 3 times per week, recording what you have read and what the children have enjoyed in their reading records
- Complete any talk homework given
- Enjoy books with your child-never underestimate the power of a bedtime story
- Reinforce the phonics work completed at school, at home too
- Attend any in school sessions, looking at ways to support your child at home

WHAT YOU NEED TO KNOW...

Parents and carers

No-one knows your child better than you! We fully respect and understand this and need you to help us to learn everything there is to learn about your child!

The relationship that we, as a school, want to develop with parents and carers is very much a one that is a two-way partnership. We need to come together to form a strong, co-operative and respectful partnership to support the children to become confident, curious and secure. This will allow the children to thrive and be as successful as they can be with us in the EYFS. So please...tell us everything and talk to us 😊

Key person

Young children thrive from a base of loving and secure relationships. This is normally provided by a child's parents but it can also be provided by a key person. A key person is a named member of staff with responsibilities for a small group of children who helps those children in the group feel safe and cared for. The role is an important one and an approach set out in the EYFS. You will be told who your child's key worker is and that person is a familiar figure who is accessible and available as a point of contact for parents, and one who builds relationships with the child and parents or carers.

SEESAW

It is important for all parents and carers to download the Seesaw App onto their phone. In EYFS we share all of the children's work via Seesaw. We also encourage families to upload photos and work completed at home. Seesaw is also what we use to send messages home and it allows you to reply to these messages. It is a useful tool to keep the lines of communication open!

Communication

Every morning and afternoon there will be a member of staff available to talk to if there are any important messages that need to be passed on.

Newsletters will be sent home each half term. These will give a flavour of what we will be learning the next half term so you can start to talk about these things with your child. It will also include any important dates to remember.

The school has a very active Facebook page to keep you up-to-date with what is happening in school as well as a beautiful school website full of important information.

Assessment and progress

Over the weeks a range of information, children's work and observations are gathered to support a judgement on the children's progress in relation to their starting point; their baseline which is completed alongside parents and carers. These are shared on the children's Seesaw page. The assessments we do are about the individual children and their learning, identifying when and where to go next and when additional support may be needed or barriers to learning removed.

There is a legal assessment at the end of Reception called The Early Years Foundation Stage profile. This provides a well-rounded picture of the children's knowledge, understanding and abilities and their attainment against expected levels

Wrap around care

Breakfast club is available to all children every school day and runs from 7:45am until the start of school. The cost is £2.50 per day and there is no need to pre-book. Payments should be made via Arbor. As well as being a lovely way for children to socialise, Breakfast club also offers a wide range of activities. Children attending enter school via the main entrance where there is a designated bell for breakfast club.

Recharge provides childcare from the end of the school day until 6pm, for Nursery until 5pm. There are two options for Recharge:
Option 1: 3:20pm to 4:30pm is £4.50 per session.
Option 2: 3:20pm to 6pm is £6.50 per session.

15 hours

Here at Shield Row, we organise our 15 hours of Nursery provision as either a morning or an afternoon session. 15 hour morning children attend school every morning, Monday to Friday from 8.45am to 11.45am. The afternoon children are every afternoon, Monday to Friday from 12.30-3.30pm.

For any parents/carers who are interested, school Breakfast Club runs from 7.45am each morning at a cost of £2.50 per day. **Recharge** (after school club) runs from 3.30pm-4.30pm or 5pm depending on what you would need.

NURSERY

Lunch Club 11:45-12:30pm

Parents of children who access 15 hour provision have the option of allowing their child to access Lunch Club each day. This runs from 11.45am through to 12.30pm, when the children must be picked up. Children accessing 30 hour provision **must** pay for their lunch time. Nursery children have their lunch in the hall and are supported by a Supervisory Assistant and a member of staff.

Lunch club costs :

- £2.00 for children having a packed lunch
- £4.41 for children having a School Dinner

30 hours

For children eligible for 30 hour provision, children attend school, Monday to Friday from 8.45am to 3.30pm. **In this instance, the children's lunchtime must be paid for.**

For any parents/carers who are interested, school **Breakfast Club** runs from 7.45am each morning at a cost of £2.50 per day.

Eligibility

You can usually get 30 hours free childcare if you (and your partner, if you have one) are:

- in work - or getting parental leave, sick leave or annual leave
- each earning at least the [National Minimum Wage or Living Wage](#) for 16 hours a week - this is £125.28 if you're over 25
- This earnings limit does not apply if you're self-employed and started your business less than 12 months ago.

You're not eligible if:

- your child does not usually live with you
- the child is your foster child
- either you or your partner has a [taxable income](#) over £100,000
- you're from [outside the EEA](#) and your UK residence card says you cannot access public funds

You can get 30 hours free childcare at the same time as claiming Universal Credit, tax credits, childcare vouchers or Tax-Free Childcare.

If you cannot work

- You may still be eligible if your partner is working, and you get Incapacity Benefit, Severe Disablement Allowance, Carer's Allowance or Employment and Support Allowance.

Apply for 30 hours free childcare

You'll need your details (and your partner's, if you have one), including your:

- National Insurance number
- Unique Taxpayer Reference (UTR), if you're self-employed
- You'll get a childcare account if your application is successful. You can use it to get your code for 30 hours free childcare. This code must be given to the school office as soon as possible.

Our uniform

As an Early Years unit, our main drivers are to develop the children's independent skills, support their physical development and encourage them to manage themselves. We spend a lot of time outside, investigating our school grounds, walking in the Woods or playing in the garden. The life of a 3-5 year old is busy and they need to strengthen all of their core muscles to get as ready as possible for their next phase of learning. We need the children's clothes to allow this to happen. Our uniform is:



A red sweatshirt/cardigan or red Shield Row hoodie



Black tracksuit bottoms or black leggings



Grey or black shorts


A white polo shirt



Black velcro trainers (not plimsolls)



A red and white summer dress with mini shorts




EARLY YEARS ESSENTIALS

- ALL items of clothing need to be clearly labelled with your child's name.
- Your child will need to bring their book bag to school each day.
- Children will need a bag of spare clothes and underwear (more than one set) that can be left on their peg (labelled with their name). These clothes do not need to be school uniform.
- Weather appropriate items should be brought to school when required, e.g. Waterproofs in bad weather and sun hats and sun cream when it is good weather.
- Please think carefully about the footwear you put your children in. Children **must** wear black trainers, not plimsolls...Velcro shoes if possible...please.
- A pair of labelled wellies, in a bag, that can be kept in school on your child's peg.
- A labelled bottle filled with **water** every day

In the second half of the Autumn term, RECEPTION children, on their P.E day, will need to come to school dressed in their P.E clothes. The children will need:

- A red t-shirt
- Black shorts or tracksuit bottoms
- A pair of trainers

**LET'S TAKE A SNEAK PEEK AROUND THE EARLY YEARS
SO YOU KNOW WHAT TO EXPECT...**



Why not visit our school
Facebook page where
you will find a video tour
of our Early Years
environment!

This is the playground door. You will come through here on a morning ☀️



Here is our cloakroom. This is where you will hang up your coat and come into class 🧥



Welcome to our unit...The Hive 🐝




We have self-register trees. Come and find your name and add it to the tree to let us know you are here 🌳



This is your new classroom. We call it 'The Hive' because we are always so busy learning. We are just like busy bees 🐝


These are our toilets. We like opportunities for learning everywhere!



We are an EYFS unit so Nursery and Reception share the learning environment; indoors and outside.

This is our art studio. This is where we experiment with drawing, painting, collage, design, making, cutting, sticking, printing, clay and playdough 🎨





Performance and expression are important skills. Here is our indoor stage for story telling, puppet shows, singing and dancing 🕺



Our 'Snack and Chat' area is always popular




Reading is very important to us and we have some beautiful areas to come and relax and enjoy a book 📖






Do you like to build? We have lots of space at the construction area! 🏗️



We love to come for a cup of tea in our role play ☕



We have some lovely story telling shelves and you can even have your vote in choosing the book to listen to at story time! 📖





A place to learn about Letters and Sounds... $\frac{A}{B}$ $\frac{C}{D}$

...to count, sort, match, group, share, add, takeaway, order, estimate, measure, sequence, weigh... $\frac{1}{2}$ $\frac{2}{3}$ $\frac{3}{4}$ $\frac{4}{5}$

...and a place to investigate and discover the wonders of the World! 🌍



WE JUST LOVE
LEARNING
OUTDOORS TOO!



**We can't wait to
meet you.**

**We hope that you
are excited to
come to school.**

See you soon!

